
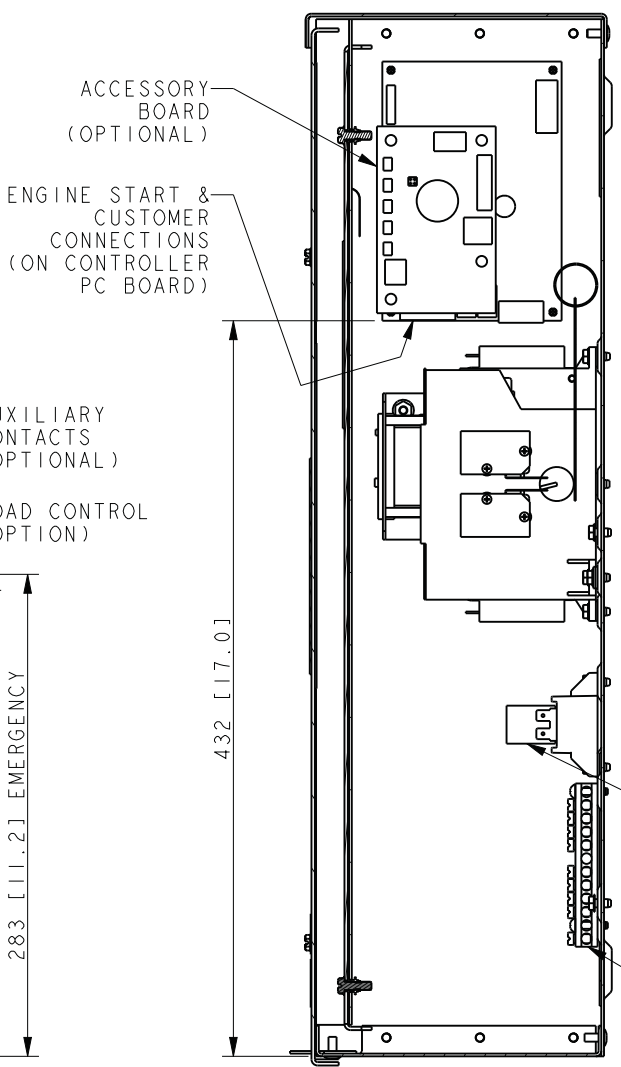
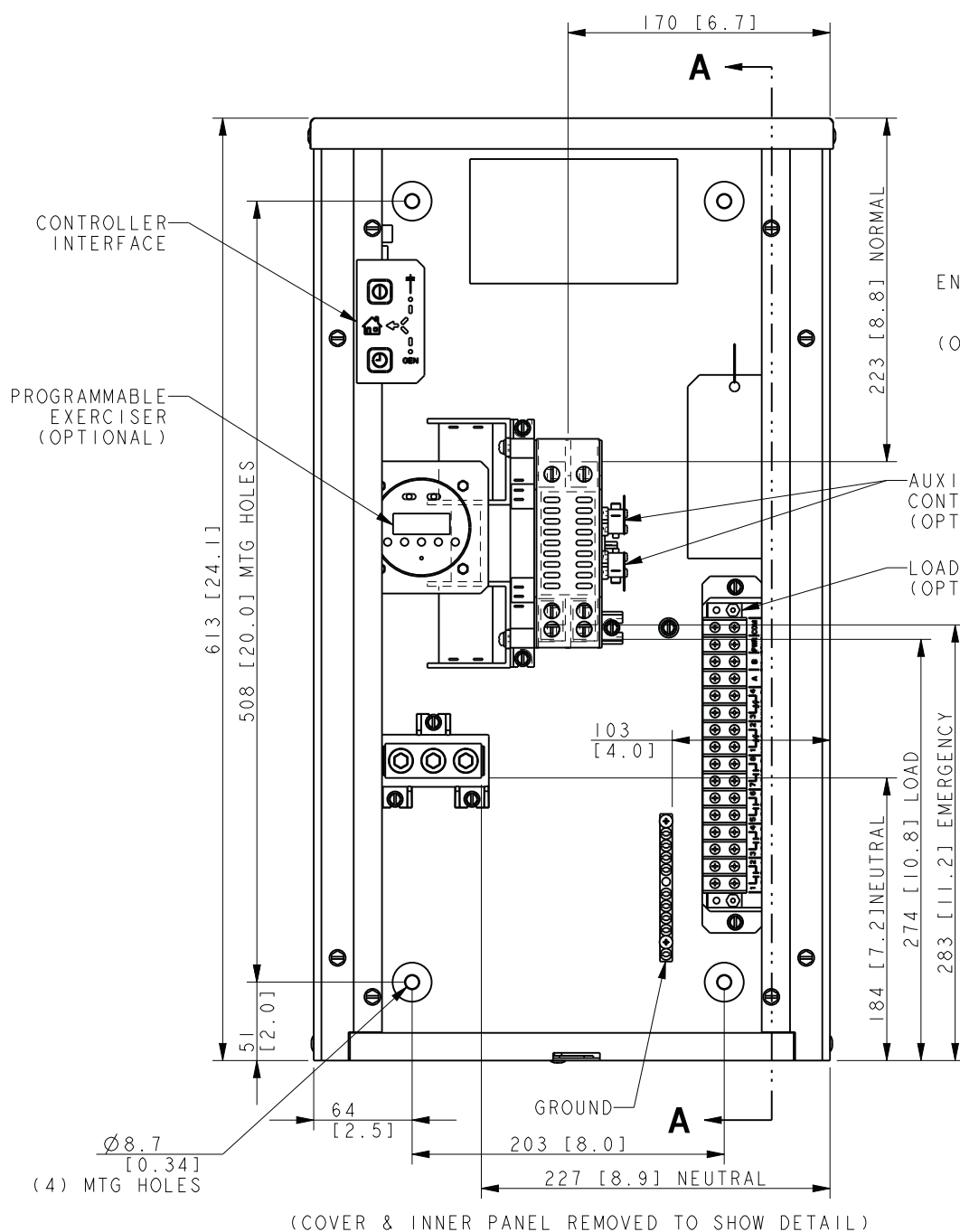


SCREW TYPE TERMINALS FOR EXTERNAL POWER CONNECTION			
SWITCH RATING (AMPS)	RANGE OF AL-CU WIRE SIZES		
	CONTACTOR (PER PHASE)	NEUTRAL	GROUND
100	(1) #14-1/0 AWG	(3) #12-250 KCMIL (Cu) OR (3) #10-250 KCMIL (Al)	(9) #14-#4 AWG



COVER SHOWN



INNER PANEL SHOWN

NOTES:  
 DIMENSIONS IN [ ] ARE INCHES.  
 FINISH: ANSI 49 GRAY  
 REFER TO OPERATOR'S MANUAL PRIOR TO INSTALLATION AND OPERATION OF UNIT.  
 APPROXIMATE WEIGHT: 7 Kg (15 LBS.)

SECTION A-A

MODEL R  
 100A RESIDENTIAL ATS  
 MPAC 500 CONTROLLER  
 STANDARD TRANSITION  
 NEMA 3R ENCLOSURE

REV	DATE	ON COMPOSITE DWGS. SEE PART NO. FOR REVISION LEVEL	BY
-	8-15-11	NEW DRAWING [90714-4]	BTW
A	6-18-13	(D-4) NEUTRAL CONNECTIONS UPDATED; (B-6) LOAD CONTROL OPTION SHOWN; [CT48126]	BTW

UNLESS OTHERWISE SPECIFIED - 1) DIMENSIONS ARE IN MILLIMETERS 2) TOLERANCES ARE: X.XX ± 0.25 X.X ± 1.0 X ± 1.5 ANGLES ± 0° 30' MAX.		<b>KOHLER CO. METRIC PRO-E</b> POWER SYSTEMS, KOHLER, WI 53044 U.S.A. THIS DRAWING IN DESIGN AND DETAIL IS KOHLER CO. PROPERTY AND MUST NOT BE USED EXCEPT IN CONNECTION WITH KOHLER CO. WORK. ALL RIGHTS OF DESIGN OR INVENTION ARE RESERVED.
APPROVALS	DATE	
DRAWN	BTW	8-15-11
CHECKED	BTW	8-15-11
APPROVED	MTL	8-15-11

TITLE: **DIMENSION, PRINT**

SCALE: 0.45 CAD NO. SHEET 1 of 1

DWG NO. **ADV-8440**